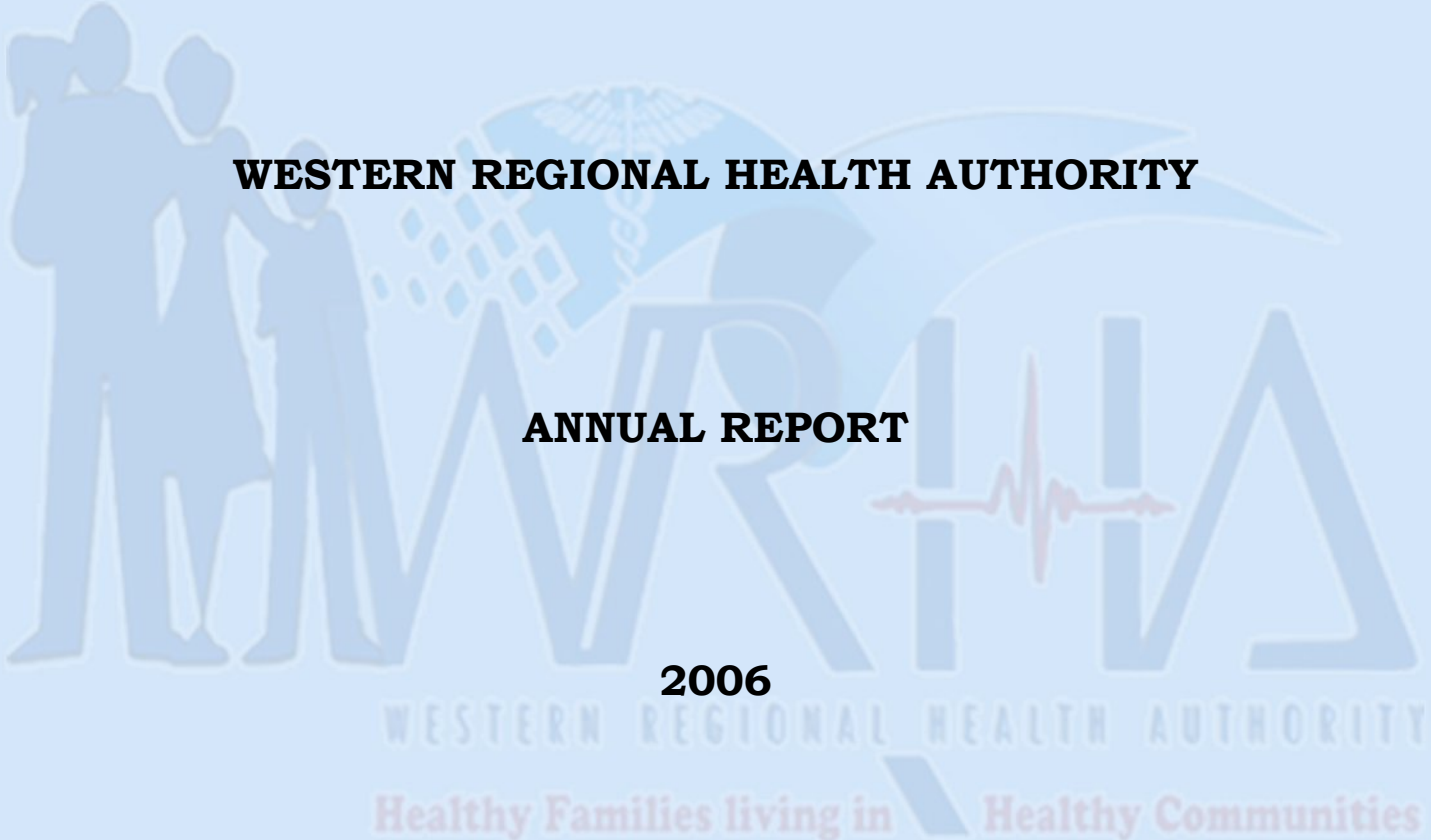



# Western Regional Health Authority



## Annual Report 2006






**WESTERN REGIONAL HEALTH AUTHORITY**


**ANNUAL REPORT**

**2006**

WESTERN REGIONAL HEALTH AUTHORITY

Healthy Families living in Healthy Communities





© Western Regional Health Authority (WRHA)

All rights reserved.

Short extracts of this publication may be copied or reproduced for individual use without permission, provided the source is fully acknowledged.

More extensive reproduction or storage in a retrieval system in any form or by any means – photocopying, electronic, mechanical, recorded or otherwise requires the prior written permission of the Board Chairman.

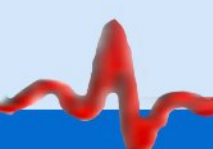
A publication of the Western Regional Health Authority

Address: Western Regional Health Authority (WRHA)  
c/o Cornwall Regional Hospital  
Mount Salem  
Montego Bay  
St. James  
Telephone: 952-1124/3678  
Fax: 952-4074




ISSN \_\_\_\_\_ Western Regional Health Authority – Annual Report 2006

Published 2009



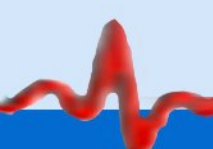
## TABLE OF CONTENT

	<b>PAGE</b>
<b>Acknowledgement</b>	<b>i</b>
<b>Regional Director's Message</b>	<b>ii</b>
<b>EXECUTIVE SUMMARY</b>	<b>iii</b>
<b>1.0 THE CONTEXT</b>	<b>1</b>
1.1 National	2
1.2 The Western Regional Health Authority	3
1.3 Population Profile	3
1.3.1 Overview of Parishes	4
<b>2.0 MANAGEMENT AFFAIRS</b>	<b>6</b>
2.1 Organizational Chart	7
2.2 The Management Team	8
2.3 Health Services Management	9
2.3.1 Vision	9
2.3.2 Mission	9
2.3.3 Resources for the Health Sector	9
2.3.3.1 Finance	10
2.3.3.2 Human Resource	15
2.3.3.3 The Infrastructure	17
2.3.3.4 Management Information System	18
2.4 The Health Services	20
2.4.1 Provisions of Services / Programmes	20
2.4.1.1 Health Promotion	20
2.4.1.1.1 Health Education	20
2.4.1.1.2 Nutrition	23
2.4.1.1.3 Home Visits	23
2.4.1.2 Services/Facilities	24
2.4.2 Utilization of Services/ Programmes	25
2.4.2.1 Dental / Oral Health	26
2.4.2.2 Primary Health Care Services	29
2.4.2.3 Hospital Services - Accident and Emergency	30
- Inpatient	31
- Surgery	32
- Outpatient Specialty Clinic	34
2.4.2.4 Diagnostic Services – Laboratory	36
- Radiography	38
2.4.2.5 Therapeutic Services- Pharmaceutical	40
- Physiotherapy	42
- Radiation/Oncology	44



<b>3.0</b>	<b>TECHNICAL AFFAIRS</b>	<b>45</b>
3.1	Health Status	46
3.1.1	The Health Indicators	46
3.1.2	Morbidity Profile	46
3.1.2.1	Primary Health Care	47
3.1.2.2	Hospital Inpatient Services	49
3.1.3	National Health Priorities	50
3.1.3.1	Environmental Health	51
3.1.3.2	Control of Communicable Disease	61
3.1.3.3	Chronic Non-Communicable Diseases	80
3.1.3.4	Child and Adolescent Health	90
	- Child Health	90
	- Adolescent Health	95
3.1.3.5	Reproductive Health	97
3.1.3.6	Mental Health	108
3.1.3.7	Emergency Health Services	114
3.2	Mortality	119
<b>4.0</b>	<b>PERFORMANCE TABLES</b>	<b>123</b>
	<b>GLOSSARY</b>	<b>134</b>
	<b>BIBLIOGRAPHY</b>	<b>135</b>

WESTERN REGIONAL HEALTH AUTHORITY  
 Healthy Families living in Healthy Communities



## LIST OF TABLES, FIGURES AND APPENDICES

### TABLES

- 1.1 End of Year Population: Jamaica, WRHA and Parishes 2000–2005
- 2.1 Emoluments (J\$) for Senior Managers: WRHA 2005
- 2.2 Outstanding Liabilities \$'000: WRHA 2000–2005
- 2.3 The Infrastructure, Operations and Maintenance: WRHA and Parishes 2005
- 2.4 Home Visits: Jamaica and WRHA 2000–2005
- 2.5 Home Visits: Jamaica, WRHA and Parishes 2005
- 2.6 Provisions/Availability of Public Health Services: Jamaica, WRHA and Parishes 2005
- 2.7 Utilization of Dental/Oral Health Services: WRHA 2001-2005
- 2.8 Utilization of Dental/Oral Health Services: Jamaica, WRHA and Parishes 2005
- 2.9 Primary Health Care Visits by Year: Jamaica, WRHA and Parishes 2000-2005
- 2.10 Utilization of Accident and Emergency (A&E) Services: Jamaica, WRHA and Parishes 2005
- 2.11 Provision and Utilization of Inpatient Services: WRHA 2000–2005
- 2.12 Utilization of Inpatient Services: Jamaica, WRHA and Parishes 2006
- 2.13 Utilization of Surgical Services: Jamaica, WRHA and Parishes 2006
- 2.14 Utilization of Outpatient Specialist Clinics: Jamaica, WRHA and Parishes 2006
- 2.15 Utilization of Laboratory Services: WRHA 2000-2006
- 2.16 Utilization of Laboratory Services: Jamaica, WRHA and Parishes 2006
- 2.17 Utilization of Radiography Services: Jamaica, WRHA and Parishes 2006
- 2.18 Utilization of Pharmacy Services: Jamaica, WRHA and Parishes 2006
- 2.19 Utilization of Physiotherapy Services: WRHA 2000-2006
- 2.20 Utilization of Physiotherapy Services: Jamaica, WRHA and Parishes 2006
- 2.21 Utilization of Radiation/Oncology Services: Jamaica and WRHA 2000-2006

- 3.1 Health Indicators: Jamaica 2000-2006
- 3.2 Health Centre Visits by Diagnosis: WRHA 2001-2006
- 3.3 Health Centre Visits by Diagnosis: Jamaica, WRHA and Parishes 2005
- 3.4 Ten Leading Causes of Discharge from Public Hospitals by Diagnosis: WRHA  
2000-2005
- 3.5 Food Safety: WRHA Parishes 2006
- 3.6 Water Quality: WRHA Parishes 2006
- 3.7 Sanitation: WRHA Parishes 2006
- 3.8 Vector Control: WRHA Parishes 2005
- 3.9 Approval for Development/Commercial Activities WRHA: 2006
- 3.10 Environmental Health
- 3.11 Port Health/Quarentine
- 3.12 Trends in Immunization Coverage for Vaccine Preventable Diseases: WRHA  
2000-2006
- 3.13 Trends in Immunization Coverage for Vaccine Preventable Diseases: Jamaica,  
and Parishes 2006
- 3.14 Notifiable and Other Diseases of National Interest: WRHA and Parishes 2006
- 3.15 Morbidity Profile – Asthma: WRHA 2001-2006
- 3.16 Morbidity Profile – Asthma: Jamaica, WRHA and Parishes 2006
- 3.17 Morbidity Profile – Cancer: WRHA 2001-2006
- 3.18 Morbidity Profile – Cancer: Jamaica, WRHA and Parishes 2006
- 3.19 Morbidity Profile – Diseases of the Circulatory System: WRHA 2001-2006
- 3.20 Morbidity Profile – Diseases of the Circulatory System: Jamaica, WRHA and  
Parishes 2006
- 3.21 Morbidity Profile – Diabetes: WRHA 2001-2006
- 3.22 Morbidity Profile – Diabetes: Jamaica, WRHA and Parishes 2006
- 3.23 Profile of SLA-based Indicators and Achievements

- 3.24 Morbidity Profile based on Primary Health Care Visits Other Monitored  
Diseases: WRHA 2001-2006
- 3.25 Morbidity Profile based on Primary Health Care Visits Other Monitored  
Diseases: Jamaica, WRHA and Parishes 2006
- 3.26 Morbidity Profile based on Primary Health Care Visits Other Monitored  
Diseases: Jamaica, WRHA and Parishes 2006
- 3.27 Status of Child Health – Several Variables: WRHA 2000-2006
- 3.28 Status of Child Health – Several Variables: Jamaica, WRHA And Parishes  
2006
- 3.29 Trends in Nutritional Status of Children 0-35 months in Attending WRHA Public  
Health Sector Facilities: 2002-2006
- 3.30 Provision and Utilization of Hospital Services (Children):WRHA 2001-2006
- 3.31 Provision and Utilization of Hospital Services (Children): Jamaica, WRHA and  
Parishes 2006
- 3.32 Under One Child Mortality: WRHA 2000-2006
- 3.33 Under One Child Mortality: Jamaica, WRHA and Parishes 2006
- 3.34 Status of Adolescent Health – Several Variables WRHA 2001-2006
- 3.35 Status of Adolescent Health – Several Variables: Jamaica, WRHA and Parishes  
2006
- 3.36 Status of Reproductive Health – Several Variables: WRHA 2000-2006
- 3.37 Status of Reproductive Health – Several Variables: Jamaica WRHA and Parishes  
2006
- 3.38 Child and Adolescent Health
- 3.39 Reproductive Health
- 3.40 Provision and Utilisation of Hospital Services – Reproductive Health: WRHA  
2000-2006



- 3.41 Provision and Utilization of Hospital Services – Reproductive Health: Jamaica, WRHA and Parishes 2006
- 3.42 Morbidity Profile – Reproductive Health: WRHA 2000-2006
- 3.43 Morbidity Profile – Reproductive Health: Jamaica, WRHA and Parishes 2006
- 3.44 Status of Mental Health – Several Variables: WRHA 2000-2006
- 3.45 Status of Mental Health – Several Variables: Jamaica, WRHA and Parishes 2006
- 3.46 Morbidity Profile – Community Mental Health: WRHA 2000-2006
- 3.47 Morbidity Profile – Community Mental Health: WRHA and Parishes 2006
- 3.48 Status of Emergency Health Services – Several Variables: WRHA 2000-2006
- 3.49 Morbidity Profile for Emergency Conditions Treated in Public Facilities: WRHA 2000-2006
- 3.50 Morbidity Profile in Public Hospital A&E Departments: Jamaica, WRHA and Parishes 2006
- 3.51 Profile of Injuries Treated in Public A&E Departments:WRHA 2000-2006
- 3.52 Cases of Intentional Injuries Treated at Public Hospital A&E Departments by Type and Gender: Jamaica, WRHA and Parishes 2006
- 3.53 Mortality Profile: WRHA 2000-2006
- 3.54 Mortality Profile: Jamaica, WRHA and Parishes 2006
- 3.55 Inpatient Deaths in Public Hospital by Five Leading Diagnoses, WRHA and Parishes 2006
- 3.6 Performance/Achievement Matrix tables: WRHA 2006

## FIGURES

- 1.1 Organizational Chart – Western Regional Health Authority
- 1.2 Utilization of Accident and Emergency (A&E) Services: WRHA 2000-2005
- 1.3 Utilization of Surgical Services: WHRA 2000 – 2005
- 1.4 Utilization of Outpatient Specialist Clinics: WRHA 2000 – 2005
- 1.5 Utilization of Radiography Services: WRHA 2000 – 2005

- 1.6 Utilization of Pharmacy Services: WRHA 2000 – 2005
- 1.7 Asthma Profile 2006 (Parishes, WRHA & Jamaica)
- 1.8 Prevalence of Exclusive Breastfeeding Among babies seen in Public Health Facilities 2002-2006
- 1.9 Inpatient Deaths in Public Hospitals by Five Leading Diagnoses: Jamaica and WRHA 2000-2005

## **TABLES**

*Table A: ANCA HIV Testing Coverage & HIV Prevalence - 2006*

*Table B:- ANCA HIV Testing Coverage & HIV Prevalence - 2005 & 2006*

Table C: Percentage of HIV + Women & HIV exposed infants received ART for PMTCT 2006 by parish

Table D: Percentage of HIV + Women & HIV exposed infants received ART for PMTCT 2005-2006

Table E: WRHA HIV/AIDS Treatment Sites - 2006

Table F: HIV/AIDS Cases Investigated by Parish - 2006

Table G: Infectious Syphilis cases investigated by Parish – 2006


Table H: Antenatal Syphilis Screening - 2006

Table I: BCC Programme: STI/HIV Prevention Sessions Conducted - 2006

Table J: STI/HIV Prevention Interactions by Gender - 2006

Table K: BCC Programme: Sessions conducted by Target Audiences – 2006

Table L: Sessions conducted with Commercial Sex Workers – 2005/ 2006



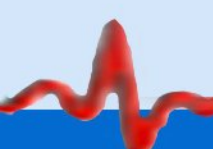
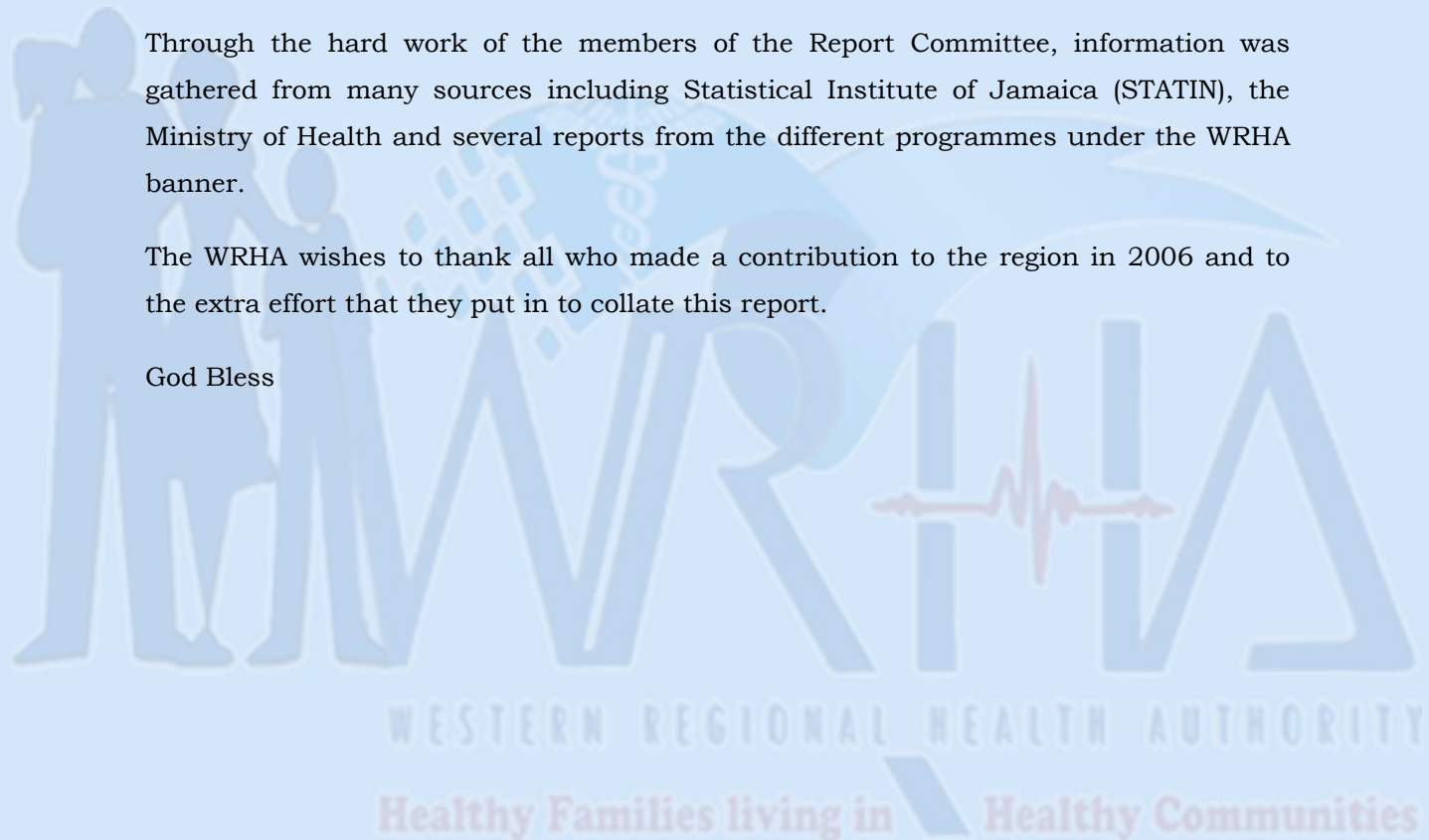
## ACKNOWLEDGMENT

This report saw how important and fun the staff of the WRHA is when working together. Coming together under much pressure, the information from each section of the report has been detailed and fine tuned to express accurately the output of the western region in 2006.

Through the hard work of the members of the Report Committee, information was gathered from many sources including Statistical Institute of Jamaica (STATIN), the Ministry of Health and several reports from the different programmes under the WRHA banner.

The WRHA wishes to thank all who made a contribution to the region in 2006 and to the extra effort that they put in to collate this report.

God Bless





## The Regional Director's Message

The Western Regional Health Authority is a statutory body under the Ministry of Health which provides Primary and Secondary health care services and amenities to the population of the Western Region. In 2006, this population numbered an estimated 471 674; spanning the parishes of Westmoreland, Hanover, Trelawny and St. James. Health services envelopes the Public, Private sectors and NGOs.

The WRHA realize the need for promotive, preventative and curative methods to health care; hence many of our programmes took a tactical approach: to act rather than react methodology. This governs many of the departments under the Authority and was the basis on which many programmes and initiatives were developed. Such programmes include our drive to educate communities and teachers about Reproductive Health, HIV/STI and communicable diseases; all of this is one step closer to realizing the full potential of our mantra, **Healthy Families, Living in Healthy Communities.**

The WRHA, in keeping with the mandate given by the Ministry of Health, covers a wide range of services including epidemiology, Nutrition, Environmental Health and Reproductive Health which engages nearly all ages and people from different walks of life.

Health Promotion, an integral part of the WRHA's strategy, saw focus being aimed at healthy lifestyle among school aged children, adolescents and adults.

The year 2006 saw our staff numbering more than 2000. The team worked tirelessly in delivering to areas of need and despite the shortage of Human Resource, computer hardware and software capabilities, many programmes were developed, promoted and executed effectively.

All programmes had successes during the year and growth of the region's health care capability must be contributed to the hardworking staff and the calculated and clinical approach to meeting the needs of the Jamaican people.

*Dr. Alex Konstantinov*